

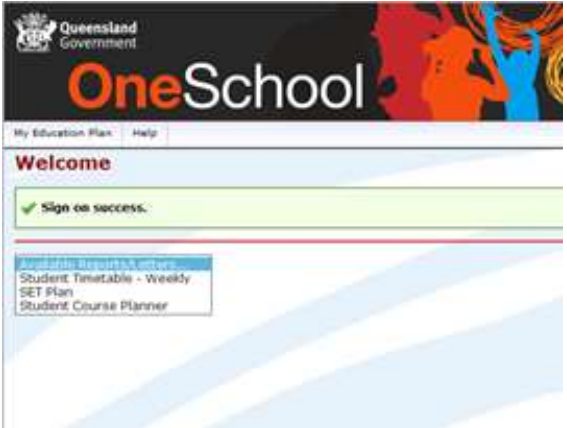


Accessing Curriculum and Assessment Plans on OneSchool

The following document is intended for students at Aviation High School and provides details on the steps required to access curriculum plans and assessment calendars from the EQ OneSchool platform.

<p>1. Access the OneSchool Website at http://oslp.eq.edu.au</p>	
<p>2. When OneSchool loads the student will need to enter the following:</p> <ul style="list-style-type: none"> a. Logon ID (username) b. Password <p>(These are exactly the same as the student would use at school)</p>	
<p>3. Please check that the name and school shown are both correct</p> <p>If it is showing another (previous school) please check the drop down list and set Aviation High School as the location</p> <p>4. Click Submit to confirm the details are correct</p>	
<p>5. Select the drop down box "Available reports / Letters" to view available reports</p> <p>6. Choose "SET Plan" or "Student Course Planner" from the list</p>	
<p>7. After selecting desired report (E.g. Student Course Planner)</p> <p>8. Choose the desired Timetable Period</p> <p>9. Check by course or assessment</p> <p>10. Click "Generate Report" and a PDF file will be created with the required information on it.</p>	